

KMI

Rozłącznik izolacyjny, modułowy



KMI-1/25A



KMI-1/25A	23230	230/400 AC	1
KMI-1/40A	23231	230/400 AC	1
KMI-3/40A	23232	230/400 AC	3
KMI-3/63A	23233	230/400 AC	3
KMI-3/80A	23234	230/400 AC	3
KMI-3/100A	23235	230/400 AC	3
KMI-1/63A	23236	230/400 AC	1
KMI-4/100A	23237	230/400 AC	4
KMI-4/63A	27250	230/400 AC	4
KMI-3/25A	27251	230/400 AC	3
KMI-2/25A	27254	230/400 AC	2
KMI-2/40A	27255	230/400 AC	2
KMI-2/63A	27256	230/400 AC	2

Rozłącznik izolacyjny służy do rozłączania obwodów obciążonych prądem znamionowym.

KMI

Rozłącznik izolacyjny, modułowy



KMI-1/25A



KMI-1/40A



KMI-3/40A



KMI-3/63A



KMI-3/80A



KMI-3/100A



KMI-1/63A



KMI-4/100A



KMI-4/63A



KMI-3/25A



KMI-2/25A



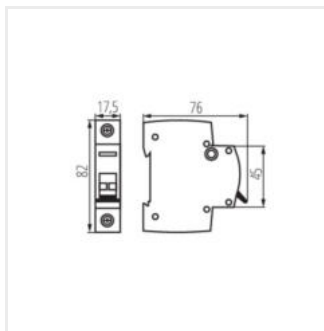
KMI-2/40A



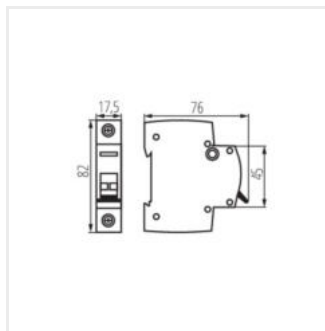
KMI-2/63A

KMI

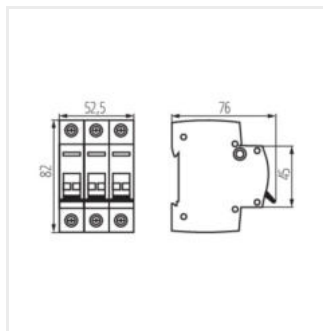
Rozłącznik izolacyjny, modułowy



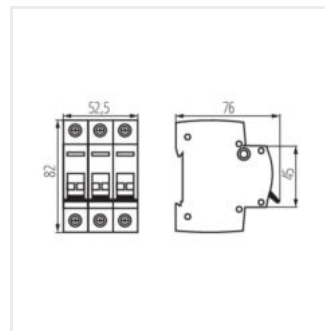
KMI-1/25A



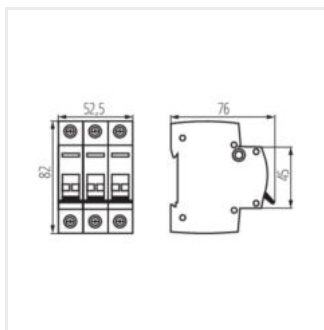
KMI-1/40A



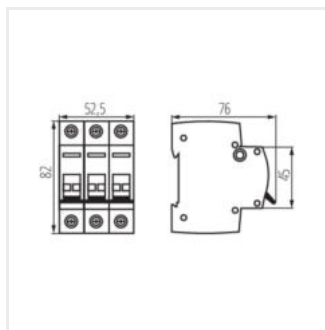
KMI-3/40A



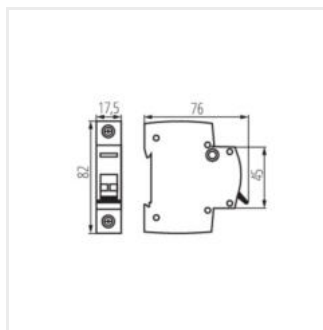
KMI-3/63A



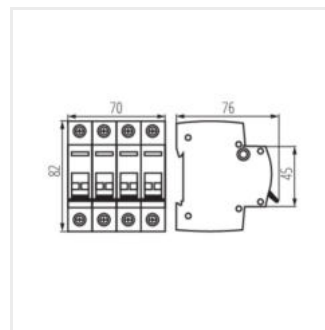
KMI-3/80A



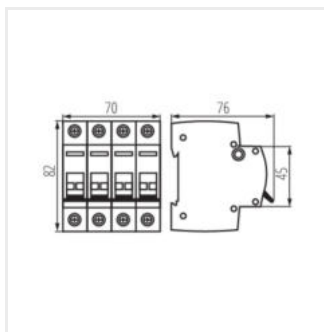
KMI-3/100A



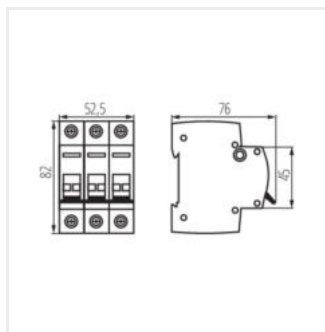
KMI-1/63A



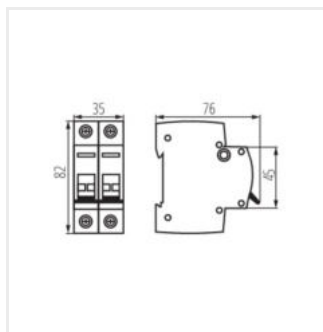
KMI-4/100A



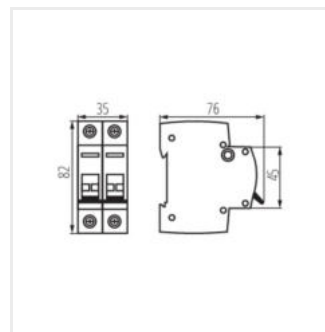
KMI-4/63A



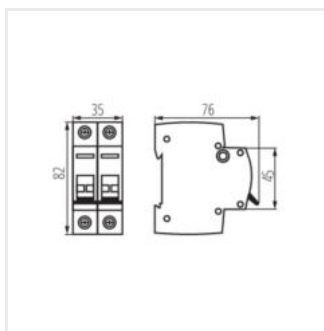
KMI-3/25A



KMI-2/25A



KMI-2/40A



KMI-2/63A